

Merry Christmas




Dot-to-dot




Same Santa

Which 2 pink men are exactly the same?



Help the chicken to find the presents.


Trace the correct path to see which one leads to the presents.






the difference!

Find 12 differences between the pictures!




Find your way through
the Christmas tree maze!



Cut and Craft

Cut out and decorate your own mini Christmas tree.

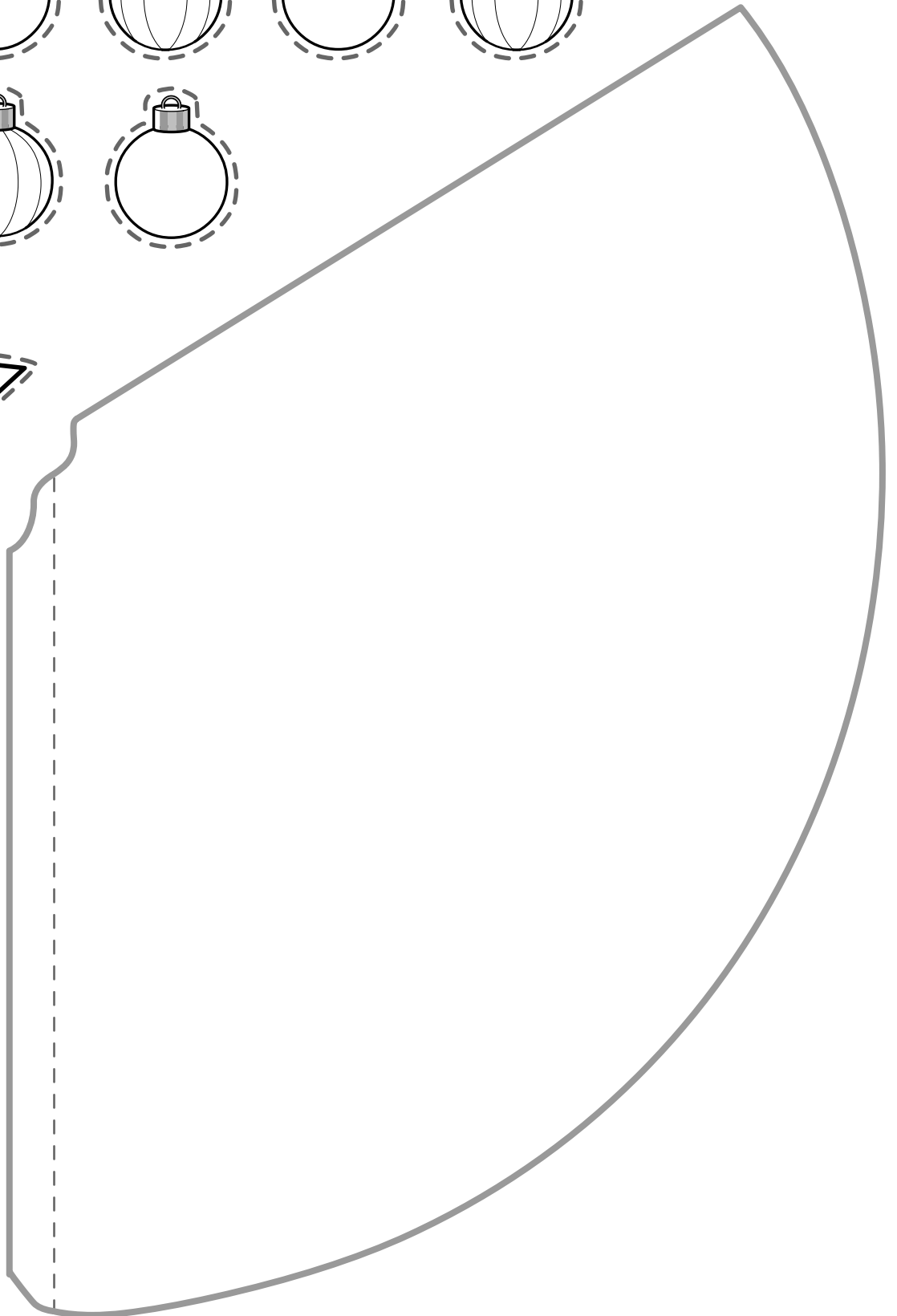
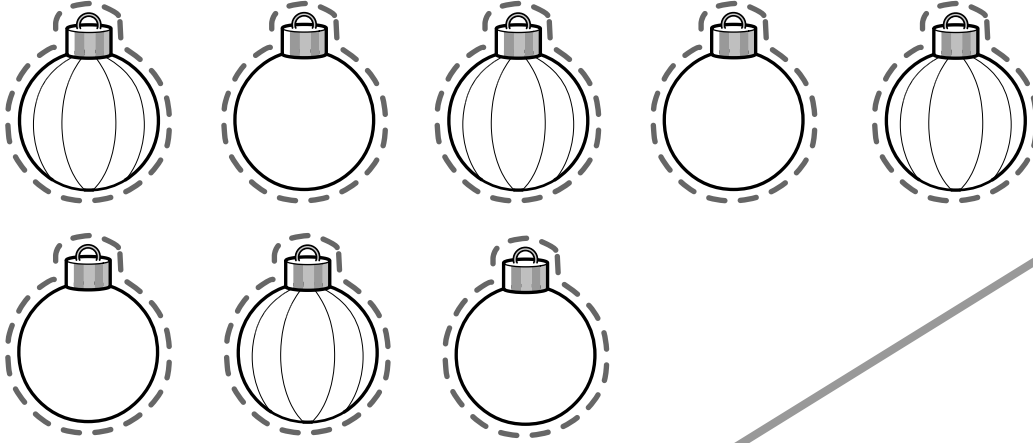
You can use your own crafty stuff to stick on and decorate it too!



Cut and Craft

Colour in, cut out and decorate your own mini Christmas tree.

You can use your own crafty stuff to stick on and decorate it too!





these festive items over
your Christmas holiday



TICK
HERE!



TICK
HERE!



TICK
HERE!



TICK
HERE!



TICK
HERE!



TICK
HERE!



TICK
HERE!



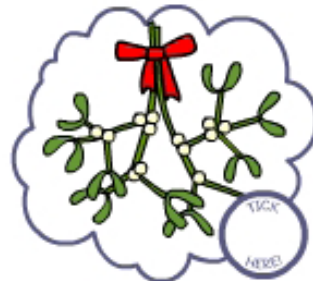
TICK
HERE!



TICK
HERE!



TICK
HERE!



TICK
HERE!



TICK
HERE!



TICK
HERE!



TICK
HERE!



TICK
HERE!



TICK
HERE!



TICK
HERE!



TICK
HERE!




TICK
HERE!



TICK
HERE!


Christmas Day diary

Time I woke up: _____



Present I opened first: _____

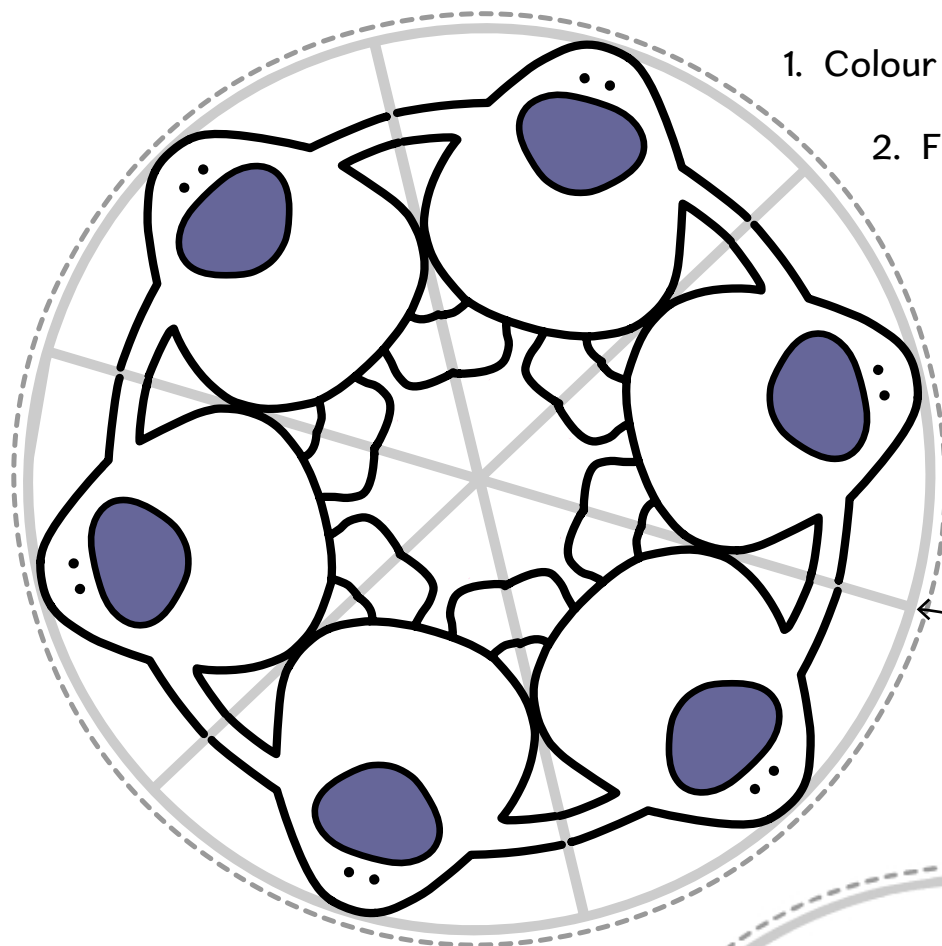
**My favourite
present:**



Why I liked it the most: _____

Cut and Craft

Pink man snowflake



1. Colour in and cut out the circle.

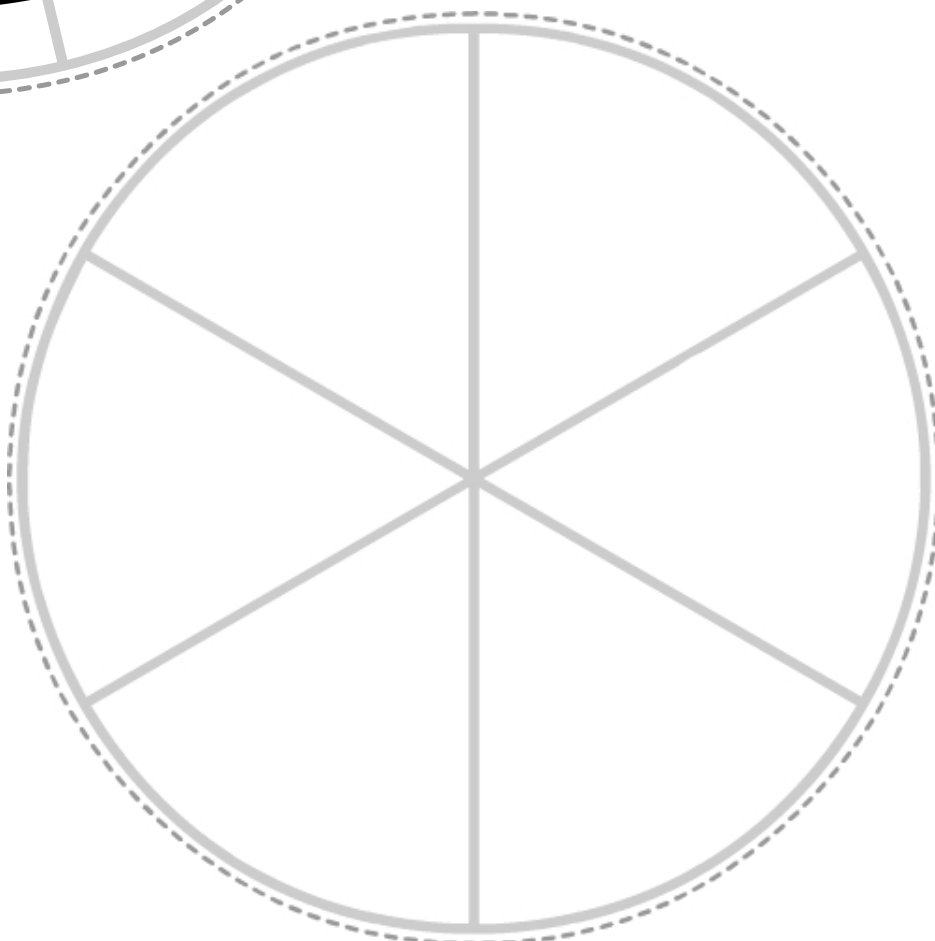
2. Fold your circle in half then fold again using the guides until you have a triangle shape.

3. Cut the edges of the pink man in the triangle.

4. Open it out!





Fold along the grey lines.

Cut out and design your own snowflake!



Jigsaw words

Cut out and rearrange each jigsaw puzzle to spell the word and make a picture.



Maths bauble

Colour in the bauble by solving the maths questions.
Use the key to see what colours you need.

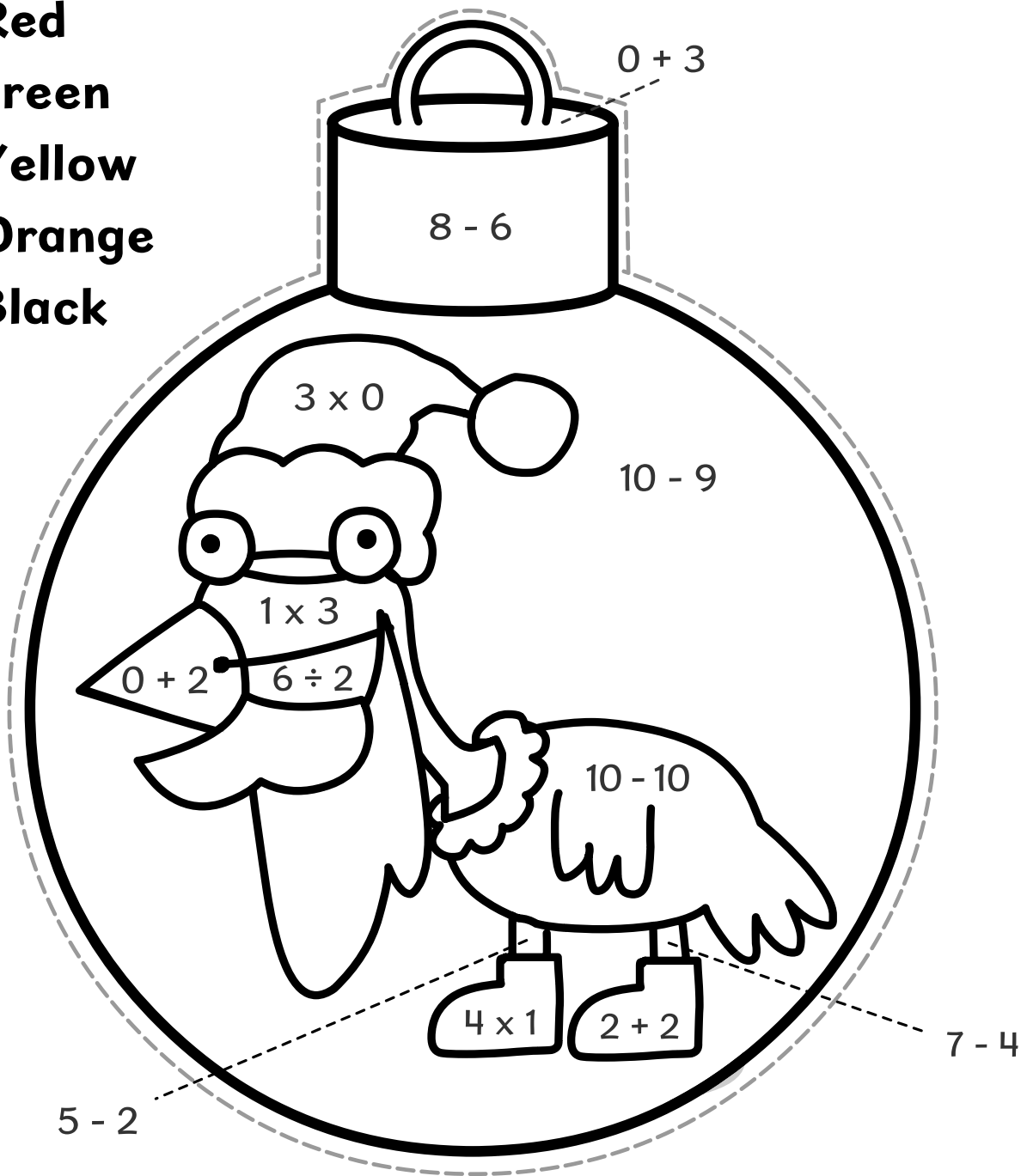
0 = Red

1 = Green

2 = Yellow

3 = Orange

4 = Black




When you are finished, you can cut it out and hang it on your tree!

Christmas crossword

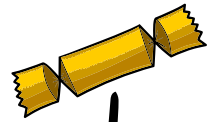
Fill in the blank spaces by using the picture clues.




C



C	H	R	I	S	T	M	A	S
---	---	---	---	---	---	---	---	---





**20****things to do before
going back to school!**

- | | |
|---|--|
| <input type="checkbox"/> Write a letter to Santa | <input type="checkbox"/> Sing carols |
| <input type="checkbox"/> Visit a relative | <input type="checkbox"/> Paint a festive picture |
| <input type="checkbox"/> Eat Christmas cake | <input type="checkbox"/> Pull a cracker |
| <input type="checkbox"/> Go for a walk | <input type="checkbox"/> Play with friends |
| <input type="checkbox"/> Send a Christmas card | <input type="checkbox"/> Wear a Santa hat |
| <input type="checkbox"/> Help set the Christmas table | <input type="checkbox"/> Make a Christmas decoration |
| <input type="checkbox"/> Watch a festive film | <input type="checkbox"/> Give a present to a friend |
| <input type="checkbox"/> Make a pomander | <input type="checkbox"/> Read a Christmas story |
| <input type="checkbox"/> Decorate the Christmas tree | <input type="checkbox"/> _____ |
| <input type="checkbox"/> Wear a Christmas jumper | <input type="checkbox"/> _____ |